

# CRA SERIES CHILLER SYSTEM



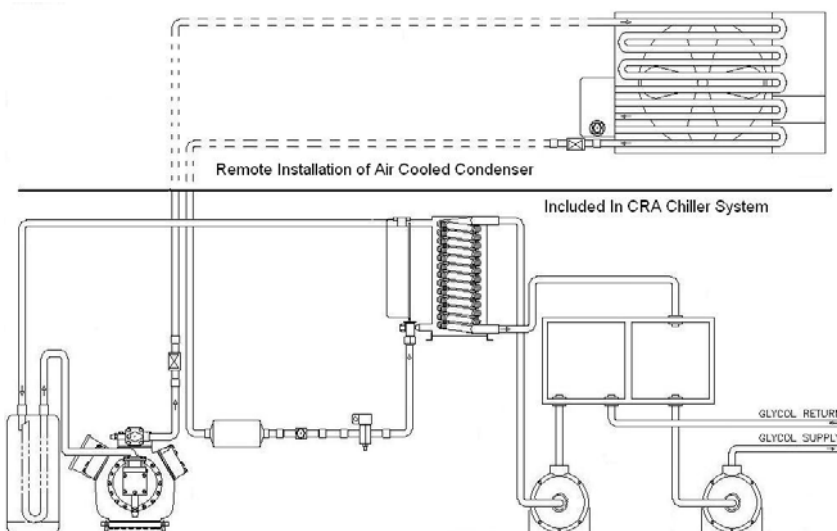
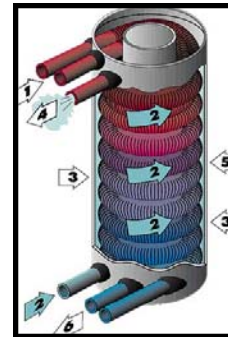
## Remote Air Cooled Chiller System

The CRA Series is designed for new applications and the retrofit market.

CRA Series allows the air cooled condenser to be remotely installed.

Utilizing proven, efficient, core components we offer a system with Glycol/Water Storage Tank and dedicated Glycol/Water Process Pump to circulate to the processing plant.

- **Large Size Range**– The CRA Series is offered in various sizes from 10 HP to 200 HP in multiple compressor configurations.
- **Spiral Drum Heat Exchanger**– Each model is supplied standard with the proven Spiral Drum Heat Exchanger.
- **Horizon™ Circuited Condenser**– Supplied with or without our standard Horizon™ Circuited Condensers. The Finned Receiver and Subcooling Circuits deliver one of the most efficient condensers available.
- **CR110 Microprocessor Controller**– The optional CR110 Controller can be installed on each model. Independent Control Cards provide improved Compressor, Condenser, Evaporator, and Pump Control.
- **Stainless Steel Glycol Pumps**– System supplied standard with an internal Chiller Evaporator Pump and a Dedicated Glycol Process Pump.



*When Keeping Cool is Everything™*  
Manufacturers and Suppliers of the Pro Chiller and Proformer Product Line.

Pro Refrigeration Inc.  
Tel: 253.735.9466 / 800.845.7781

P.O. Box 1528  
Fax: 253.735.2631

Auburn, WA 98071-1528  
[www.prochiller.com](http://www.prochiller.com)

CRA SERIES CHILLER SYSTEMS  
10 HP TO 50 HP REMOTE AIR COOLED WITH HORIZON CIRCUITRY

SINGLE COMPRESSOR SYSTEMS

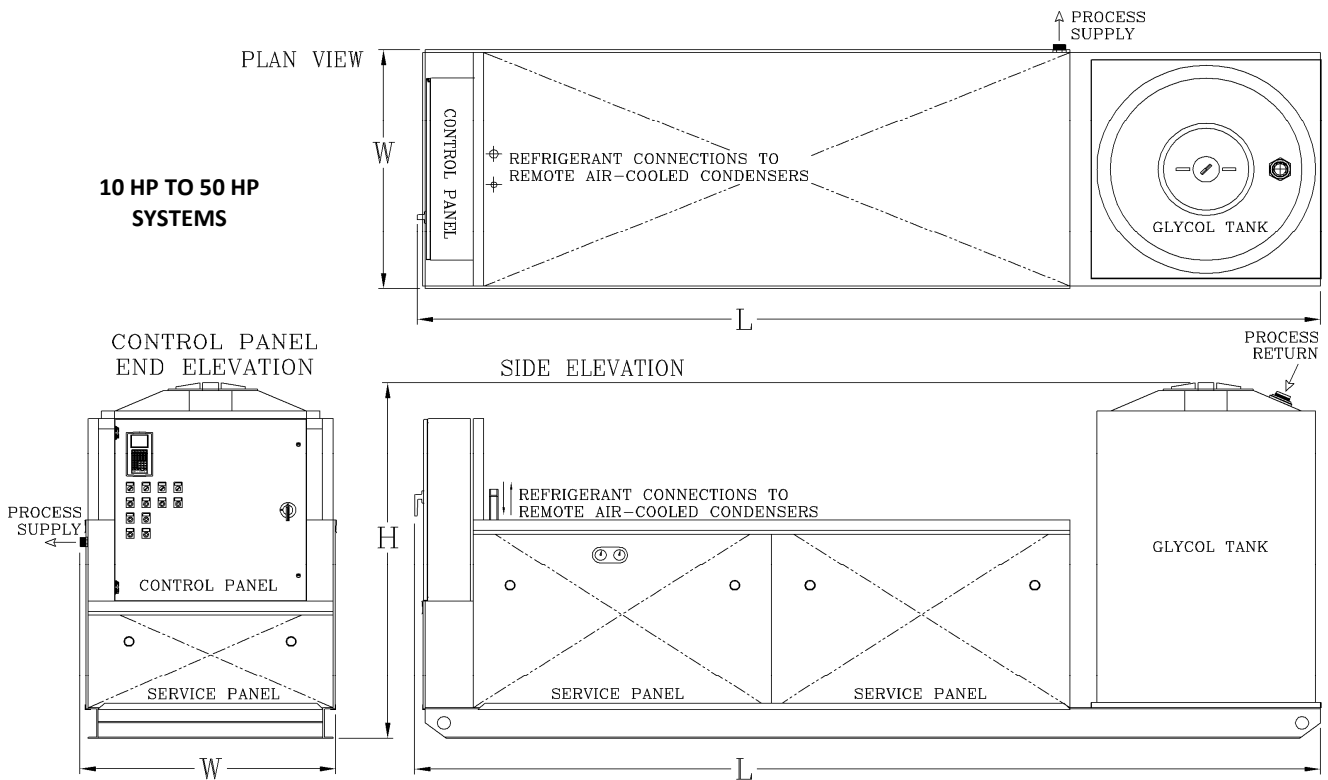
MINIMUM CIRCUIT AMPACITY

| REMOTE AIR COOLED CHILLER SYSTEM | MODEL           | CAPACITY 28°F GLYCOL 110°F COND 10°F SUBCOOL | CAPACITY 33°F GLYCOL 110°F COND 10°F SUBCOOL | PROCESS PUMP | TANK CAPACITY (GAL) | DIMENSIONS L X W X H (INCHES) | 208-230V/3PH/60HZ | 460V/3PH/60HZ | CONNECTIONS SIZES                      |
|----------------------------------|-----------------|--|--|--------------|---------------------|-------------------------------|-------------------|---------------|--|
| 10 HP                            | PB110F3R4250-R  | 75,900                                       | 86,400                                       | 3 HP         | 250                 | 134 X 48 X 70                 | 68 Amps           | 34 Amps       | Supply & Return Connections are 2 Inch |
| 20 HP                            | PB120F5R4250-R  | 127,400                                      | 145,000                                      | 3 HP         | 250                 | 170 X 48 X 70                 | 93 Amps           | 46 Amps       |  |
| 30 HP                            | PB130F7R4250-R  | 192,100                                      | 217,000                                      | 3 HP         | 250                 | 170 X 48 X 70                 | 141 Amps          | 69 Amps       |  |
| 40 HP                            | PB140F10R4250-R | 288,000                                      | 325,000                                      | 3 HP         | 250                 | 218 X 48 X 70                 | 211 Amps          | 105 Amps      |  |
| 50 HP                            | PB150F14R4250-R | 341,000                                      | 386,000                                      | 5 HP         | 250                 | 228 X 48 X 70                 | 254 Amps          | 127 Amps      |  |

- CRA SERIES SYSTEMS ARE SUPPLIED STANDARD WITH:
- SERVICE PANELS
  - MAIN ELECTRICAL DISCONNECT
  - HORIZON CIRCUITED CONDENSERS SOLD SEPERATLY
  - LIQUID LINE SOLENOID VALVE, SIGHTGLASS, AND FILTER DRIER
  - SPIRAL DRUM EVAPORATOR WITH TXVS
  - LOW PRESSURE FREEZE CONTROLS
  - ETL (UL 508) CONTROL PANEL WITH:
    - ALL MOTOR STARTERS
    - COMPRESSOR CIRCUIT BREAKERS
    - CONTROL TRANSFORMER
    - ELECTRONIC TEMP CONTROL WITH DISPLAY



PRO REFRIGERATION INC  
PO BOX 1528  
AUBURN, WA 98071  
TEL: 253-735-9466  
TOLL FREE: 800-845-7781 FAX: 253-735-2631  
WWW.PROCHILLER.COM INFO@PROREFRIGERATION.COM



HORIZON CIRCUITED AIR COOLED CONDENSERS (SOLD SEPERATELY)

| FOR CHILLER MODEL NUMBER | DIMENSIONS    | FANS          | NET WEIGHT | CONNECTION SIZES |        |
|--------------------------|---------------|---------------|------------|------------------|--------|
|                          |               |               |            | IN               | OUT    |
| PB110F3R4250-R           | 112 X 48 X 43 | 2 EA 3/4 HP   | 420 LBS    | 2 1/8"           | 1 3/8" |
| PB120F5R4250-R           | 112 X 48 X 43 | 2 EA 3/4 HP   | 495 LBS    | 1 5/8"           | 1 1/8" |
| PB130F7R4250-R           | 112 X 48 X 43 | 2 EA 1 1/2 HP | 600 LBS    | 2 1/8"           | 1 1/8" |
| PB140F10R4250-R          | 160 X 48 X 43 | 3 EA 1 1/2 HP | 900 LBS    | 2 1/8"           | 1 1/8" |
| PB150F14R4250-R          | 160 X 48 X 43 | 3 EA 1 1/2 HP | 1000 LBS   | 2 1/8"           | 1 3/8" |

CRA SERIES CHILLER SYSTEMS  
20 HP TO 100 HP REMOTE AIR COOLED WITH HORIZON CIRCUITRY

DUAL COMPRESSOR SYSTEMS

MINIMUM CIRCUIT AMPACITY

| REMOTE AIR COOLED CHILLER SYSTEM | MODEL           | CAPACITY                            |                                     | PROCESS PUMP | TANK CAPACITY (GAL) | DIMENSIONS L X W X H (INCHES) | MINIMUM CIRCUIT AMPACITY |               | GLYCOL FITTING CONNECTION SIZES        |
|----------------------------------|-----------------|-------------------------------------|-------------------------------------|--------------|---------------------|-------------------------------|--------------------------|---------------|--|
|                                  |                 | 28°F GLYCOL 110°F COND 10°F SUBCOOL | 33°F GLYCOL 110°F COND 10°F SUBCOOL |              |                     |                               | 208-230V/3PH/60HZ        | 460V/3PH/60HZ |  |
| 20 HP                            | PB210F6R4400-R  | 151,800                             | 172,800                             | 5 HP         | 400                 | 148 X 94 X 70                 | 122 Amps                 | 61 Amps       | Supply & Return Connections are 2 Inch |
| 40 HP                            | PB220F10R4400-R | 254,800                             | 290,000                             | 5 HP         | 400                 | 184 X 94 X 70                 | 169 Amps                 | 84 Amps       |  |
| 60 HP                            | PB230F14R4400-R | 384,200                             | 434,000                             | 7.5 HP       | 400                 | 184 X 94 X 70                 | 257 Amps                 | 126 Amps      |  |
| 80 HP                            | PB240F20R4400-R | 576,000                             | 650,000                             | 7.5 HP       | 400                 | 232 X 94 X 70                 | 384 Amps                 | 192 Amps      |  |
| 100 HP                           | PB250F28R4400-R | 682,000                             | 772,000                             | 7.5 HP       | 400                 | 234 X 94 X 70                 | 456 Amps                 | 228 Amps      |  |

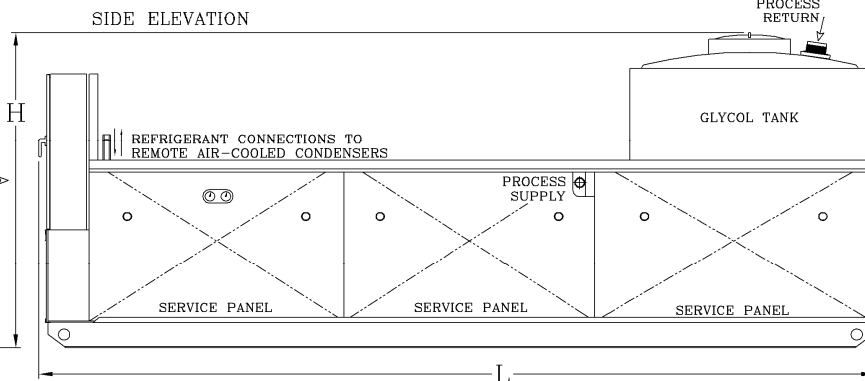
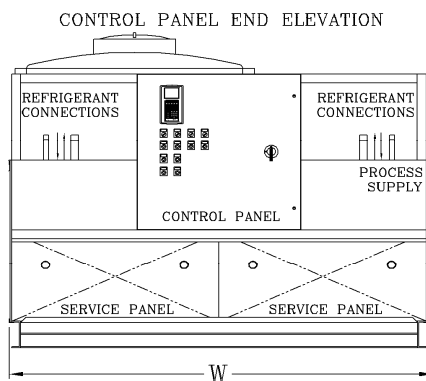
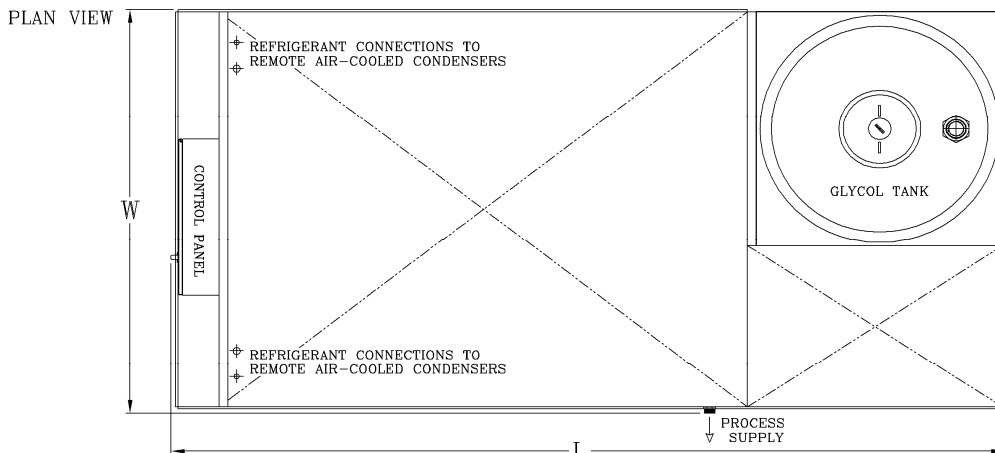
CRA SERIES SYSTEMS ARE SUPPLIED STANDARD WITH:

- SERVICE PANELS
- MAIN ELECTRICAL DISCONNECT
- HORIZON CIRCUITED CONDENSERS SOLD SEPERATLY
- LIQUID LINE SOLENOID VALVE, SIGHTGLASS, AND FILTER DRIER
- SPIRAL DRUM EVAPORATOR WITH TXVS
- LOW PRESSURE FREEZE CONTROLS
- ETL (UL 508) CONTROL PANEL WITH:
  - ALL MOTOR STARTERS
  - COMPRESSOR CIRCUIT BREAKERS
  - CONTROL TRANSFORMER
  - ELECTRONIC TEMP CONTROL WITH DISPLAY



PRO REFRIGERATION INC  
PO BOX 1528  
AUBURN, WA 98071  
TEL: 253-735-9466  
TOLL FREE: 800-845-7781 FAX: 253-735-2631  
WWW.PROCHILLER.COM INFO@PROREFRIGERATION.COM

20 HP TO 100 HP SYSTEMS



HORIZON CIRCUITED AIR COOLED CONDENSERS (SOLD SEPERATELY)

| FOR CHILLER MODEL NUMBER | DIMENSIONS*   | FANS*         | NET WEIGHT* | CONNECTION SIZES |        |
|--------------------------|---------------|---------------|-------------|------------------|--------|
|                          |               |               |             | IN               | OUT    |
| PB210F6R4400-R           | 112 X 48 X 43 | 2 EA 3/4 HP   | 420 LBS     | 2 1/8"           | 1 3/8" |
| PB220F10R4400-R          | 112 X 48 X 43 | 2 EA 3/4 HP   | 495 LBS     | 1 5/8"           | 1 1/8" |
| PB230F14R4400-R          | 112 X 48 X 43 | 2 EA 1 1/2 HP | 600 LBS     | 2 1/8"           | 1 1/8" |
| PB240F20R4400-R          | 160 X 48 X 43 | 3 EA 1 1/2 HP | 900 LBS     | 2 1/8"           | 1 1/8" |
| PB250F28R4400-R          | 160 X 48 X 43 | 3 EA 1 1/2 HP | 1000 LBS    | 2 1/8"           | 1 3/8" |

\* EACH HORIZON CIRCUITED CONDENSER  
(1 EACH REQUIRED PER CIRCUIT)

CRA SERIES CHILLER SYSTEMS  
90 HP TO 200 HP REMOTE AIR COOLED WITH HORIZON CIRCUITRY

TRIPLE COMPRESSOR SYSTEMS

| REMOTE AIR COOLED CHILLER SYSTEM | MODEL           | CAPACITY                            |                                     | PROCESS PUMP | TANK CAPACITY (GAL) | DIMENSIONS L X W X H (INCHES) | MINIMUM CIRCUIT AMPACITY |               | GLYCOL FITTING CONNECTION SIZES        |
|----------------------------------|-----------------|-------------------------------------|-------------------------------------|--------------|---------------------|-------------------------------|--------------------------|---------------|--|
|                                  |                 | 28°F GLYCOL 110°F COND 10°F SUBCOOL | 33°F GLYCOL 110°F COND 10°F SUBCOOL |              |                     |                               | 208-230V/3PH/60HZ        | 460V/3PH/60HZ |  |
| 90 HP                            | PB330F21R4400-R | 576,300                             | 651,000                             | 7.5 HP       | 400                 | 184 X 94 X 86                 | 364 Amps                 | 182 Amps      | Supply & Return Connections are 2 Inch |
| 120 HP                           | PB340F30R4400-R | 864,000                             | 975,000                             | 7.5 HP       | 400                 | 227 X 94 X 86                 | 549 Amps                 | 275 Amps      |  |
| 150 HP                           | PB350F42R4400-R | 1,023,000                           | 1,158,000                           | 7.5 HP       | 400                 | 234 X 94 X 86                 | 653 Amps                 | 326 Amps      |  |

QUAD COMPRESSOR SYSTEMS

| REMOTE AIR COOLED CHILLER SYSTEM | MODEL           | CAPACITY                            |                                     | PROCESS PUMP | TANK CAPACITY (GAL) | DIMENSIONS L X W X H (INCHES) | MINIMUM CIRCUIT AMPACITY |               | GLYCOL FITTING CONNECTION SIZES        |
|----------------------------------|-----------------|-------------------------------------|-------------------------------------|--------------|---------------------|-------------------------------|--------------------------|---------------|--|
|                                  |                 | 28°F GLYCOL 110°F COND 10°F SUBCOOL | 33°F GLYCOL 110°F COND 10°F SUBCOOL |              |                     |                               | 208-230V/3PH/60HZ        | 460V/3PH/60HZ |  |
| 120 HP                           | PB430F28R4400-R | 768,400                             | 868,000                             | 10 HP        | 400                 | 184 X 94 X 86                 | 471 Amps                 | 236 Amps      | Supply & Return Connections are 2 Inch |
| 160 HP                           | PB440F40R4400-R | 1,152,000                           | 1,300,000                           | 10 HP        | 400                 | 227 X 94 X 86                 | 713 Amps                 | 357 Amps      |  |
| 200 HP                           | PB450F56R4400-R | 1,364,000                           | 1,544,000                           | 10 HP        | 400                 | 234 X 94 X 86                 | 849 Amps                 | 425 Amps      |  |

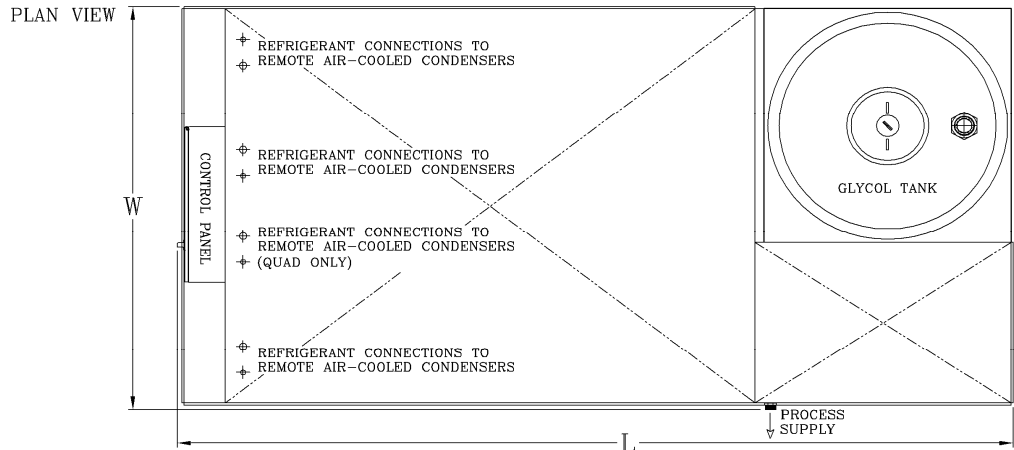
CRA SERIES SYSTEMS ARE SUPPLIED STANDARD WITH:

- SERVICE PANELS
- MAIN ELECTRICAL DISCONNECT
- HORIZON CIRCUITED CONDENSERS SOLD SEPARATELY
- LIQUID LINE SOLENOID VALVE, SIGHTGLASS, AND FILTER DRIER
- SPIRAL DRUM EVAPORATOR WITH TXVS
- LOW PRESSURE FREEZE CONTROLS
- ETL (UL508) CONTROL PANEL WITH:
  - ALL MOTOR STARTERS
  - COMPRESSOR CIRCUIT BREAKERS
  - CONTROL TRANSFORMER
  - ELECTRONIC TEMP CONTROL WITH DISPLAY

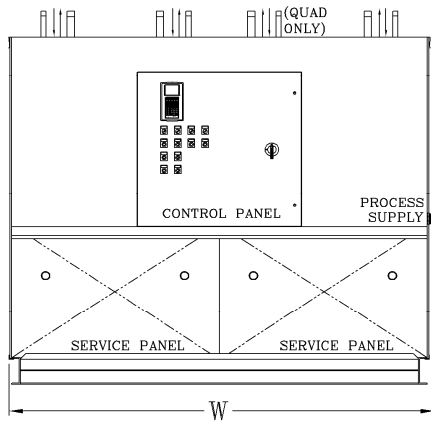


PRO REFRIGERATION INC  
PO BOX 1528  
AUBURN, WA 98071  
TEL: 253-735-9466  
TOLL FREE: 800-845-7781 FAX: 253-735-2631  
WWW.PROCHILLER.COM INFO@PROREFRIGERATION.COM

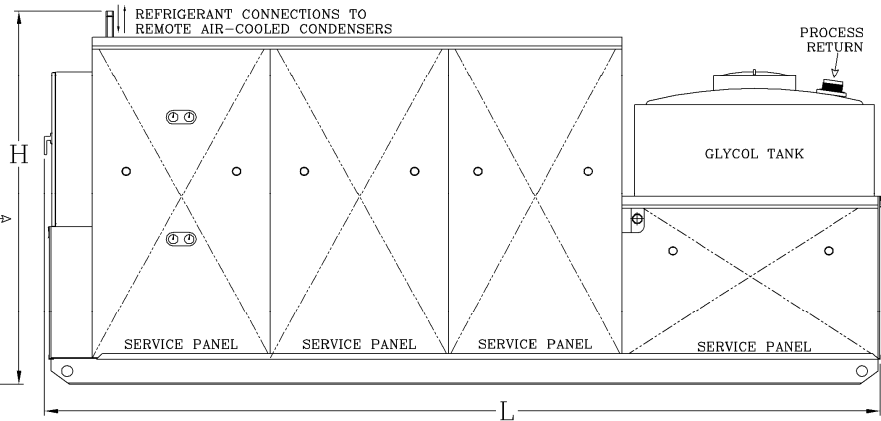
90 HP TO 200 HP SYSTEMS



CONTROL PANEL END ELEVATION



SIDE ELEVATION



HORIZON CIRCUITED AIR COOLED CONDENSERS (SOLD SEPARATELY)

| HP              | DIMENSIONS*   | FANS*         | NET WEIGHT* | CONNECTION SIZES |        |
|-----------------|---------------|---------------|-------------|------------------|--------|
|                 |               |               |             | IN               | OUT    |
| PB330F21R4400-R | 112 X 48 X 43 | 2 EA 1 1/2 HP | 600 LBS     | 2 1/8"           | 1 1/8" |
| PB340F30R4400-R | 160 X 48 X 43 | 3 EA 1 1/2 HP | 900 LBS     | 2 1/8"           | 1 1/8" |
| PB350F42R4400-R | 160 X 48 X 43 | 3 EA 1 1/2 HP | 900 LBS     | 2 1/8"           | 1 1/8" |
| PB430F28R4400-R | 112 X 48 X 43 | 2 EA 1 1/2 HP | 600 LBS     | 2 1/8"           | 1 1/8" |
| PB440F40R4400-R | 160 X 48 X 43 | 3 EA 1 1/2 HP | 900 LBS     | 2 1/8"           | 1 1/8" |
| PB450F56R4400-R | 160 X 48 X 43 | 3 EA 1 1/2 HP | 900 LBS     | 2 1/8"           | 1 1/8" |

\* EACH HORIZON CIRCUITED CONDENSER (1 EACH REQUIRED PER CIRCUIT)